

## British made Electric Fires Adding warmth and style to your home



**The Langton** with Antique Chrome frame and Black front – Model 1894CH

## Modern realism, classic style

The new range of electric fuel effect fires from Burley brings you everything you would expect from a company with 45 years experience of producing innovative appliances. With high level controls for convenience, thermostatic control for comfort and economy, and state of the art British design and manufacturing, a Burley fire will give quality and pleasure.

### Emberlite

Burley's unique **emberlite** effect gives realism and depth to the flame effect of your fire by adding life to the fuel bed. You can select to replicate a flickering grate of embers, a warm drifting image or a constant glow through the coals as you wish. The **emberlite** can be used independently or with the **virtualflame** effect. The **Emberlite** is created by low energy LED light and uses approximately 1 pence of electricity every 10 hours.

### Virtualflame

The **Virtualflame** uses multiple coloured LED lights, holographic imagery and reflections to create an unbelievably realistic flame which gives a beautiful illusion of warmth.

**Virtualflame** can be used with or without the **Emberlite** and with or without heat and runs for 3 hours for around 1 penny.



Visit [www.burley.co.uk](http://www.burley.co.uk) or scan the QR code to see the amazing flame picture.



**The Langton** with Antique Chrome frame and front – Model 1892CH



with Black frame and Black front – Model 1894BL

with Black frame and Chrome front – Model 1892BL

## The Langton Range

The **Langton** range all have stylish solid cast frames and fronts, these are available in either black or a deep hand polished antique chrome, chosen to show the character of the traditional Black Country sand casting process.



## The Welham Range



**The Welham** with Brass frame and Black and Brass front – Model 1830BR

High level side controls are standard on all models, making operation simple for everyone. Switches are easy to use and the thermostat will automatically maintain a comfortable temperature






**The Welham** with Chrome frame and Chrome front – Model 1832CH

Traditional style solid cast front and ashpan cover in a choice of either antique brass, bright polished chrome or black can be combined with a choice of brass, chrome, black or brushed steel trim.



**The Welham** with Black frame and Black front – Model 1834BL

## The Foxton Range



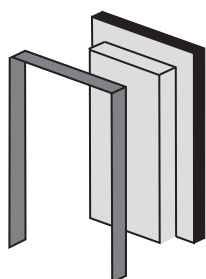
**The Foxton** with Chrome frame and Black front – Model 1824CH



**The Foxton**  
with Black frame and Brass and  
black front– Model 1820BL



**The Foxton** with Black frame and Chrome front – Model 1822BL



To create realism this range of fires have been designed to be the slimmest possible, they only require 74mm depth to recess into.

If you wish to make them entirely freestanding an optional spacer is available.

The heater outlet has been designed to be flush and inconspicuous, ensuring the beautiful lines of the fires are not spoiled.



## The Shearsby Range



**The Shearsby** with Black and Brass Harmony trim – Model 1880BL

The trims on the Shearsby have been created to give a beautiful contrast between black and brushed steel, gunmetal and brushed steel, and black and brass.



**The Shearsby** with Gunmetal and Brushed steel Harmony trim – Model 1887GU





**The Shearsby** with Black and Brushed steel Harmony trim – Model 1887BL

The flame effect on all models is enhanced by a real coal effect, both in front of and behind a glass screen, this gives a unique depth and realism to the coal bed. If desired you can add pine cones, wood, pebble or shells to create your own style.





**The Farndon** with Black trim and Newcross front and ashpan – Model 1864BL

## The Farndon Range



**The Farndon**  
with Black trim and Brass  
Newcross front and ashpan  
– Model 1860BL



The Farndon with Black trim and Satin Newcross front and ashpan – Model 1862BL

### Trim Options

With a wide choice of trims and fronts, you can combine finishes to perfectly compliment your taste and environment.



Black



Chrome



Brushed  
stainless steel



Brass

# The Harringworth

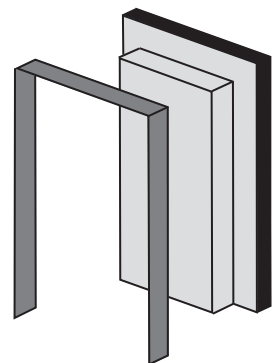


The Harringworth with Black Ioss trim – Model 1874

Name	Model	Page	Trim Finishes	Front Finishes	Thermostat	Emberlite	Virtualflame	Fan heater	Overall Dimensions			Inset Dimensions		
									Height	Width	Depth	Height	Width	Depth
Langton	1892-4	1-3	BL/CH	BL/CH	✓	✓	✓	1.2kW	630	530	175	552	387	75
Welham	1830-2-4-7	4-5	BR/CH/BL/SS	BR/CH/BL	✓	✓	✓	1.2kW	620	508	175	552	387	75
Foxton	1820-2-4-7	6-7	BR/CH/BL/SS	BR/CH/BL	✓	✓	✓	1.2kW	620	508	175	552	387	75
Shearsby	1880-7	8-9	BL/GU	BR/BL/SS	✓	✓	✓	1.2kW	625	508	175	552	387	75
Farndon	1860-4-7	10-11	BR/CH/BL/SS	BR/BL/SS	✓	✓	✓	1.2kW	620	508	175	552	387	75
Harringworth	1874	12	BL	BL	✓	✓	✓	1.2kW	625	508	175	552	387	75

All measurements are in millimetres.

### Dimensions



Because our policy is one of constant development, details may vary slightly from those given in this publication.

Images remain copyright of Burley Appliances Ltd and may not be reproduced without permission.

Telephone +44 (0)1572 756956  
 email: sales@burley.co.uk  
 www.burley.co.uk

**Burley Appliances Limited**  
 Lands End Way, Oakham,  
 Rutland LE15 6RB  
 United Kingdom